

LETO



Surface

Mounted or Pendant
Fixtures

LETO Series Surface Mounted or Pendant fixtures do not fill just a volume, they also become integrated with the architecture of the place and become a part of it. This ultimately bare design brings true and effective lighting on a high level. For the places illuminated and with their easy mountable structure on a straight line or other different shapes and with their direct or indirect body choices, they offer best lighting solutions.



SURFACE MOUNTED or PENDANT FIXTURES/ LETO (FSD)



FSD/DP1



Description

Body: Manufactured of 0.6 mm thick steel sheet and painted with min. 80 micron powder paint.

Double Parabolic Bright Louvre (DP1):

The reflectors are made of 0.4 mm thick (99.9%) pure bright aluminum as parabolic lamellas.

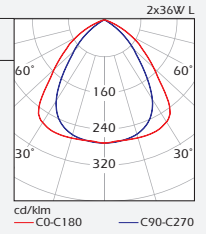
Code	Lamp	Color
FSD/118/DP1	1x18W L	White
FSD/136/DP1	1x36W L	White
FSD/218/DP1	2x18W L	White
FSD/236/DP1	2x36W L	White

Box Dimensions

Inside box 1 PCS.		
FSD/118-DP1	235x 755x70 mm	
FSD/136-DP1	235x1335x70 mm	
FSD/218-DP1	235x 755x70 mm	
FSD/236-DP1	235x1335x70 mm	

Weight

FSD/118-DP1	3.100 gr
FSD/136-DP1	5.400 gr
FSD/218-DP1	3.200 gr
FSD/236-DP1	6.000 gr

Protection: IP20

FSD/DP2



Description

Body: Manufactured of 0.6 mm thick steel sheet and painted with min. 80 micron powder paint.

Double Parabolic Matt Louvre (DP2):

The reflectors are made of 0.4 mm thick (99.9%) pure matt aluminum as parabolic lamellas.

Code	Lamp	Color
FSD/118/DP2	1x18W L	White
FSD/136/DP2	1x36W L	White
FSD/218/DP2	2x18W L	White
FSD/236/DP2	2x36W L	White

Box Dimensions

Inside box 1 PCS.		
FSD/118-DP2	235x 755x70 mm	
FSD/136-DP2	235x1335x70 mm	
FSD/218-DP2	235x 755x70 mm	
FSD/236-DP2	235x1335x70 mm	

Weight

FSD/118-DP2	3.100 gr
FSD/136-DP2	5.400 gr
FSD/218-DP2	3.200 gr
FSD/236-DP2	6.000 gr

Protection: IP20

FSD/OP



Description

Body: Manufactured of 0.6 mm thick steel sheet and painted with min. 80 micron powder paint.

Opal Diffuser (OP):

2.8 mm thick opal acrylic diffuser. The diffusers are manufactured of acrylic. In case of a fire, acrylic diffusers do not increase flammability.

Code	Lamp	Color
FSD-DE/118/OP	1x18W L	White
FSD-DE/136/OP	1x36W L	White
FSD-DE/218/OP	2x18W L	White
FSD-DE/236/OP	2x36W L	White

Box Dimensions

Inside box 1 PCS.		
FSD/118/OP	235x 755x70 mm	
FSD/136/OP	235x1335x70 mm	
FSD/218/OP	235x 755x70 mm	
FSD/236/OP	235x1335x70 mm	

Weight

FSD/118-OP	2.850 gr
FSD/136-OP	5.250 gr
FSD/218-OP	3.050 gr
FSD/236-OP	5.850 gr

Protection: IP20

FSD/P1



Description

Body: Manufactured of 0.6 mm thick steel sheet and painted with min. 80 micron powder paint.

Prismatic Lens(P1):

2.5 mm thick prismatic lens.

Code	Lamp	Color
FSD/118/P1	1x18W L	White
FSD/136/P1	1x36W L	White
FSD/218/P1	2x18W L	White
FSD/236/P1	2x36W L	White

Box Dimensions

Inside box 1 PCS.		
FSD/118/P1	235x 755x70 mm	
FSD/136/P1	235x1335x70 mm	
FSD/218/P1	235x 755x70 mm	
FSD/236/P1	235x1335x70 mm	

Weight

FSD/118/P1	2.900 gr
FSD/136/P1	5.200 gr
FSD/218/P1	3.000 gr
FSD/236/P1	5.800 gr

Protection: IP20

SURFACE MOUNTED or PENDANT DIRECT FIXTURES/ LETO (FSD)



FSD/AS



Description

Body: Manufactured of 0.6 mm thick steel sheet and painted with min. 80 micron powder paint.

Asymmetrical Louvre (AS): Manufactured as asymmetrically out of (99.9%) pure anodised aluminum.

Code

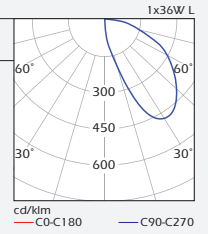
FSD/118/AS
FSD/136/AS

Lamp

1x18W L
1x36W L

Color

White
White



Box Dimensions

Inside box 1 PCS.
FSD/118-AS 235x 755x70 mm
FSD/136-AS 235x1335x70 mm

Weight

FSD/118-AS 2.800 gr
FSD/136-AS 5.350 gr

Protection: IP20

Dimensions:



Code	a	b
FSD/118/DP1-DP2-AS-OP-P1	702 mm	61 mm
FSD/218/DP1-DP2-AS-OP-P1	702 mm	61 mm
FSD/136/DP1-DP2-AS-OP-P1	1306 mm	61 mm
FSD/236/DP1-DP2-AS-OP-P1	1306 mm	61 mm



SURFACE MOUNTED or PENDANT FIXTURES/ LETO (FSD-DE)



FSD-DE/DP1



Description

Body: Manufactured of 0.6 mm thick steel sheet and painted with min. 80 micron powder paint.

Double Parabolic Bright Louvre (DP1):

The reflectors are made of 0.4 mm thick (99.9%) pure bright aluminum as parabolic lamellas.

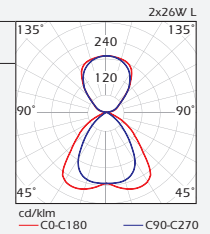
Code	Lamp	Color
FSD-DE/118/DP1	1x18W L	White
FSD-DE/136/DP1	1x36W L	White
FSD-DE/218/DP1	2x18W L	White
FSD-DE/236/DP1	2x36W L	White

Box Dimensions

Code	Dimensions
Inside box 1 PCS.	
FSD-DE/118-DP1	235x 755x70 mm
FSD-DE/136-DP1	235x1335x70 mm
FSD-DE/218-DP1	235x 755x70 mm
FSD-DE/236-DP1	235x1335x70 mm

Weight

FSD-DE/118-DP1	2.900 gr
FSD-DE/136-DP1	5.200 gr
FSD-DE/218-DP1	3.000 gr
FSD-DE/236-DP1	5.800 gr

**Protection: IP20**

Top View



FSD-DE/DP2



Description

Body: Manufactured of 0.6 mm thick steel sheet and painted with min. 80 micron powder paint.

Double Parabolic Matt Louvre (DP2):

The reflectors are made of 0.4 mm thick (99.9%) pure matt aluminum as parabolic lamellas.

Code	Lamp	Color
FSD-DE/118/DP2	1x18W L	White
FSD-DE/136/DP2	1x36W L	White
FSD-DE/218/DP2	2x18W L	White
FSD-DE/236/DP2	2x36W L	White

Box Dimensions

Code	Dimensions
Inside box 1 PCS.	
FSD-DE/118 DP2	235x 755x70 mm
FSD-DE/136 DP2	235x1335x70 mm
FSD-DE/218 DP2	235x 755x70 mm
FSD-DE/236 DP2	235x1335x70 mm

Weight

FSD-DE/118-DP2	2.900 gr
FSD-DE/136-DP2	5.200 gr
FSD-DE/218-DP2	3.000 gr
FSD-DE/236-DP2	5.800 gr

Protection: IP20

Top View





FSD-DE/P1



Description

Body: Manufactured of 0.6 mm thick steel sheet and painted with min. 80 micron powder paint.
Prismatic Lens (P1): 2.5 mm thick prismatic lens.

Code

FSD-DE/118/P1
 FSD-DE/136/P1
 FSD-DE/218/P1
 FSD-DE/236/P1

Lamp

1x18W L
 1x36W L
 2x18W L
 2x36W L

Color

White
 White
 White
 White

Box Dimensions

Inside box 1 PCS.
 FSD-DE/118/P1 235x 755x70 mm
 FSD-DE/136/P1 235x1335x70 mm
 FSD-DE/218/P1 235x 755x70 mm
 FSD-DE/236/P1 235x1335x70 mm

Weight

FSD-DE/118/P1 2.900 gr
 FSD-DE/136/P1 5.200 gr
 FSD-DE/218/P1 3.000 gr
 FSD-DE/236/P1 5.800 gr

Protection: IP20



Top View



Dimensions:



Code	a	b
FSD-DE/118/DP1-DP2-P1	702 mm	61 mm
FSD-DE/218/DP1-DP2-P1	702 mm	61 mm
FSD-DE/136/DP1-DP2-P1	1306 mm	61 mm
FSD-DE/236/DP1-DP2-P1	1306 mm	61 mm




SURFACE MOUNTED or PENDANT FIXTURES/ LETO SERIES (FSD)

**FSD-AJ/AT**




Code	Color	kg Weight
FSD-AJ Suspension Wire	White	450 gr (1PCS)
FSD-AT Suspension Tige	Gray	150 gr (1PCS)

FSD-DP

Code	Color	kg Weight
FSD-DP Rotation Unit	White	250 gr (1PCS)
FSD-DP Rotation Unit	Gray	250 gr (1PCS)

FSD-BP

Code	Color	kg Weight
FSD-BP Connection Unit	White	150 gr (1PCS)
FSD-BP Connection Unit	Gray	150 gr (1PCS)

FSD-UK

Code	Color	kg Weight
FSD-UK End Cap	White	100 gr (1PCS)
FSD-UK End Cap	Gray	100 gr (1PCS)

