



Mars






KGS/DP



KGS/SC



KGS/BC



DP-Double parabolic aluminum reflector fixtures are offered for general application purposes in this model. The aesthetic and efficiency are contained in a compact and elegant look.

SC glass type offers a perfect combination of the Mars model fixtures with the aesthetic quality of glass. Decorators and designers are invited to enjoy the refreshing possibilities offered by a range of glass choices-the material vitally important for the illumination design of spaces-matched with a high efficiency cutting-edge fixture.

BC type glass offers a fantastic and multi-purpose solution to illuminate your space. The tempered and specially hollowed sanded glass diffuses light to perfection. The light reflects very softly on the ceiling to create a pleasant general appearance. BC type glass can be used in single or double layers. The hollowing of the glass prevents any possible glass related loss.

Compact


Fluorescent Downlights

The Mars model is created to offer decorative diversity to illumination with its small square design, efficiency and wide range of accessories.

COMPACT FLUORESCENT DOWNLIGHTS / MARS (KGS/DP)



KGS/DP



Description

Body: The fixture body is manufactured with 6114, A1 quality 0.6 mm thick DKP steel sheet material. The body is painted with 80 microns epoxy polyester electrostatic powder paint.

Reflector: The special form of 0.4 mm thick (99.9%) purity anodized aluminum reflectors offer high efficiency.

Code


KGS/218/DP
KGS/226/DP
KGS/242/DP

Lamp

2x18W Dulux D
2x26W Dulux D
2x42W Dulux D

Color

White
White
White

 Box Dimensions

Inside box 1 PCS.

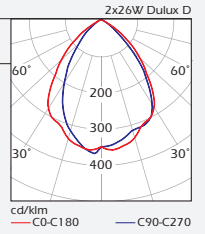
KGS/218/DP 340x340x230 mm
KGS/226/DP 340x340x230 mm
KGS/242/DP 340x340x230 mm

Cut-out: 265x265 mm



 Weight

KGS/218/DP 3.200 gr
KGS/226/DP 3.600 gr
KGS/242/DP 3.600 gr

Protection: IP20



Dimensions



COMPACT FLUORESCENT DOWNLIGHTS / MARS (KGS/SC)



Description

Body: The fixture body is manufactured with 6114, A1 quality 0.6 mm thick DKP steel sheet material. The body is painted with 80 micron epoxy polyester electrostatic powder paint.

Reflector: The special form of 0.4 mm thick (99.9%) purity anodized aluminum reflectors offer high efficiency.

Front Glass: (Frosted center, transparent edge) 8 mm thick tempered.

Code	Lamp	Color
KGS/218/SC2	2x18W Dulux D	White
KGS/226/SC2	2x26W Dulux D	White
KGS/242/SC2	2x42W Dulux D	White

Box Dimensions

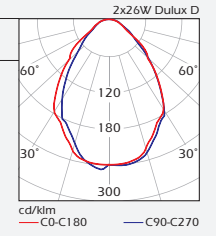
Inside box 1 PCS.
 KGS/218/SC2 355x355x230 mm
 KGS/226/SC2 355x355x230 mm
 KGS/242/SC2 355x355x230 mm

Weight

KGS/218/SC2 5.050 gr
 KGS/226/SC2 5.450 gr
 KGS/242/SC2 5.450 gr

Cut-out: 265x265 mm

Protection: IP20



Description

Body: The fixture body is manufactured with 6114, A1 quality 0.6 mm thick DKP steel sheet material. The body is painted with 80 micron epoxy polyester electrostatic powder paint.

Reflector: The special form of 0.4 mm thick (99.9%) purity anodized aluminum reflectors offer high efficiency.

Front Glass: (Frosted) 8 mm thick tempered.

Code	Lamp	Color
KGS/218/SC3	2x18W Dulux D	White
KGS/226/SC3	2x26W Dulux D	White
KGS/242/SC3	2x42W Dulux D	White

Box Dimensions

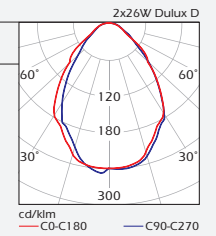
Inside box 1 PCS.
 KGS/218/SC3 355x355x230 mm
 KGS/226/SC3 355x355x230 mm
 KGS/242/SC3 355x355x230 mm

Weight

KGS/218/SC3 5.050 gr
 KGS/226/SC3 5.450 gr
 KGS/242/SC3 5.450 gr

Cut-out: 265x265 mm

Protection: IP20



Description

Body: The fixture body is manufactured with 6114, A1 quality 0.6 mm thick DKP steel sheet material. The body is painted with 80 micron epoxy polyester electrostatic powder paint.

Reflector: The special form of 0.4 mm thick (99.9%) purity anodized aluminum reflectors offer high efficiency.

Front Glass: (Transparent center, frosted edge) 8 mm thick tempered.

Code	Lamp	Color
KGS/218/SC4	2x18W Dulux D	White
KGS/226/SC4	2x26W Dulux D	White
KGS/242/SC4	2x42W Dulux D	White

Box Dimensions

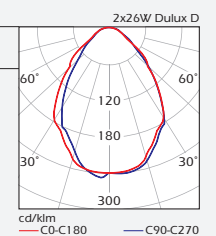
Inside box 1 PCS.
 KGS/218/SC4 355x355x230 mm
 KGS/226/SC4 355x355x230 mm
 KGS/242/SC4 355x355x230 mm

Weight

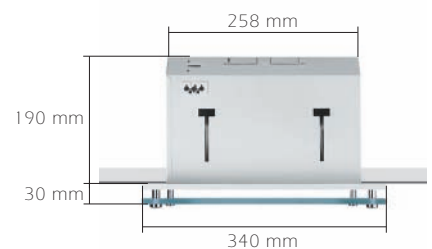

KGS/218/SC4 5.050 gr
 KGS/226/SC4 5.450 gr
 KGS/242/SC4 5.450 gr

Cut-out: 265x265 mm

Protection: IP20



Dimensions (KGS/SC)



COMPACT FLUORESCENT DOWNLIGHTS / MARS (KGS/BC)



KGS/BC 1



Description

Body: The fixture body is manufactured with 6114, A1 quality 0.6 mm thick DKP steel sheet material. The body is painted with 80 micron epoxy polyester electrostatic powder paint.

Reflector: The special form of 0.4 mm thick (99.9%) pure anodized aluminum reflectors offer high efficiency.

Glass: 8 mm thick tempered.

Code	Lamp	Color
KGS/218/BC1	2x18W Dulux D	White
KGS/226/BC1	2x26W Dulux D	White
KGS/242/BC1	2x42W Dulux T	White

Box Dimensions

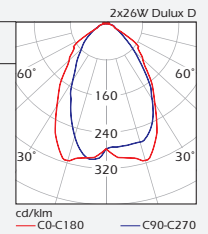
Inside box 1 PCS.	
KGS/218/BC1	355x355x230 mm
KGS/226/BC1	355x355x230 mm
KGS/242/BC1	355x355x230 mm

Cut-out: 265x265 mm


Weight

KGS/218/BC1	4.950 gr
KGS/226/BC1	5.350 gr
KGS/242/BC1	5.350 gr

Protection: IP20



Dimensions



KGS/BC 2



Description

Body: The fixture body is manufactured with 6114, A1 quality 0.6 mm thick DKP steel sheet material. The body is painted with 80 micron epoxy polyester electrostatic powder paint.

Reflector: The special form of 0.4 mm thick (99.9%) purity anodized aluminum reflectors offer high efficiency.

Glass: 8 mm thick tempered.

Code	Lamp	Color
KGS/218/BC2	2x18W Dulux D	White
KGS/226/BC2	2x26W Dulux D	White
KGS/242/BC2	2x42W Dulux T	White

Box Dimensions

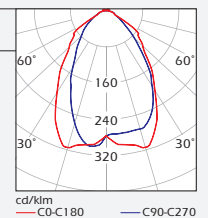
Inside box 1 PCS.	
KGS/218/BC2	355x355x250 mm
KGS/226/BC2	355x355x250 mm
KGS/242/BC2	355x355x250 mm

Cut-out: 265x265 mm


Weight

KGS/218/BC2	6.800 gr
KGS/226/BC2	7.200 gr
KGS/242/BC2	7.200 gr

Protection: IP20



Dimensions



COMPACT FLUORESCENT DOWNLIGHTS / KGM



Description

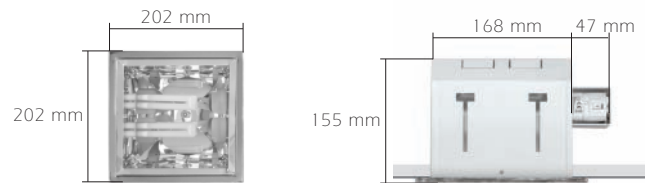
Reflector: The special form of 0.4 mm thick (99.9%) purity anodized aluminum reflectors offer high efficiency.

Code	Lamp	Color
KGM/218	2x18W Dulux D	White
KGM/226	2x26W Dulux D	White

Box Dimensions	Weight
Inside box 1 PCS. KGM 230x230x215 mm	KGM/218 2.600 gr KGM/226 3.200 gr

Cut-out:	Protection:
175x175 mm	IP20

Dimensions



Description

Reflector: The special form of 0.4 mm thick (99.9%) purity anodized aluminum reflectors offer high efficiency.
Glass: 8 mm thick tempered.

Code	Lamp	Color
KGM/218/SC	2x18W Dulux D	White
KGM/226/SC	2x26W Dulux D	White

Box Dimensions	Weight
Inside box 1 PCS. KGM/SC 255x255x240 mm	KGM/218/SC 3.000 gr KGM/226/SC 3.600 gr

Cut-out:	Protection:
175x175 mm	IP20

Dimensions

