

COMPACT FLUORESCENT DOWNLIGHTS / VEGA (SPG 160/C - SPG 160/SC)



SPG 160/C



C1



C2



C3



C4



SPG 160/SC



SC2



SC3



SC4



Description

Reflector: 1 mm thick manufactured with high pure (99.9%) anodized coated aluminum.

Glass: 4 mm thick tempered glass is used for these fixtures. The glass is manufactured to accommodate the characteristics, atmosphere and decoration of the space.

C1: Transparent Glass

C2: Frosted center, transparent edge

C3: Frosted Glass

C4: Transparent center, frosted edge

Code

SPG160/113 C1,2,3,4
SPG160/213 C1,2,3,4
SPG160/116 C1,2,3,4
SPG160/216 C1,2,3,4
SPG160/118 C1,2,3,4
SPG160/218 C1,2,3,4

Lamp

1x13W Dulux D
2x13W Dulux D
1x16W Dulux D
2x16W Dulux D
1x18W Dulux D
2x18W Dulux D

Color

White/Chrome/Gold
White/Chrome/Gold
White/Chrome/Gold
White/Chrome/Gold
White/Chrome/Gold
White/Chrome/Gold

Box Dimensions

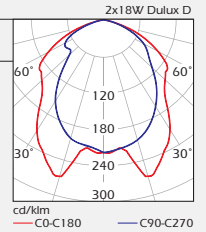
Inside box 1 PCS.
SPG160/C 210x235x185 mm

Cut-out: Ø 178 mm

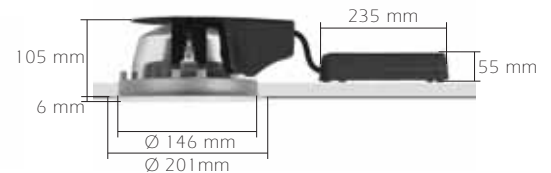
Weight

SPG160/C 2.000 gr

Protection: IP20
IP44 with ceiling



Dimensions (SPG 160)



Description

Reflector: 1 mm thick manufactured with high pure (99.9%) anodized coated aluminum.

Glass: Special tempered glass is used for these fixtures. Tempering prevents damage and danger in case of breaking. The glass is 4 mm thick and connected to the body with chrome headscrews at three points. The fixtures contain following glass varieties.

SC2: Frosted center, transparent edge.

SC3: Frosted glass.

SC4: Transparent center, frosted edge.

Code

SPG160/113 SC 2,3,4
SPG160/213 SC 2,3,4
SPG160/116 SC 2,3,4
SPG160/216 SC 2,3,4
SPG160/118 SC 2,3,4
SPG160/218 SC 2,3,4

Lamp

1x13W Dulux D
2x13W Dulux D
1x16W Dulux D
2x16W Dulux D
1x18W Dulux D
2x18W Dulux D

Color

White/Chrome/Gold
White/Chrome/Gold
White/Chrome/Gold
White/Chrome/Gold
White/Chrome/Gold
White/Chrome/Gold

Box Dimensions

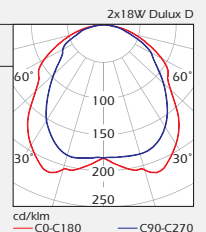
Inside box 1 PCS.
SPG160/SC 210x235x185 mm

Cut-out: Ø 178 mm

Weight

SPG160/SC 2.000 gr

Protection: IP20



Dimensions

