



Downlight


SHOPLED

IP20

High energy-efficient SHOPLED downlight fixtures can be used in many areas with the large usage area thereof including shops, hotels, restaurants, cafés, educational areas hospital and houses. They can meet the investment in the usage area after a very short time even with the change of the existing systems. The lives of used COB LEDs are very long due to their fixture bodies and the aluminum coolers placed thereon.



SLG 104



SLG 160


SLG 165




SLG 195

SLG 200


SLG 104



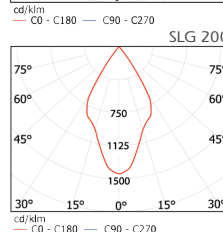
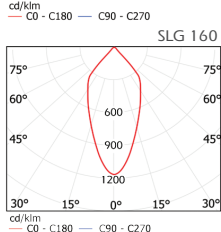
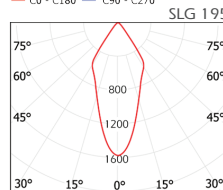
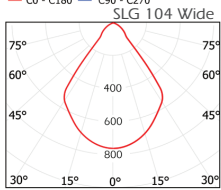
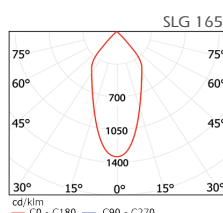
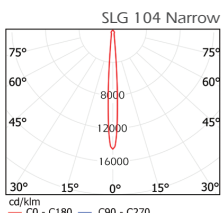
SLG 160 - SLG 165



SLG 195 - SLG 200



Code	Cut-Out
SLG 104	120 mm
SLG 160	172 mm
SLG 165	172 mm
SLG 195	205 mm
SLG 200	205 mm



Code	SLG 104	SLG 165 SLG 160	SLG 195 SLG 200
LED	High Efficiency COB LED		
LED Power	13 W	27 W	36 W
Light Flux	1,280 lm	2,560 lm 2,300 lm	3.300 lm 3.000 lm
Colour Temperature	3000 - 4000 - 5000 K		
Voltage	220V - 50Hz		
Body	Die-cast aluminum frame painted with 80 micron thick		
Reflector	99% pure aluminum		
Diffuser	Acrylic diffuser or tempered glass		
Cooler	Aluminum extrusion		
Colour	White		
Box Dimensions	30x44x21 cm(6pcs)	47x47x18 cm(4pcs) 21x23x18 cm(1 pcs)	25x26x24 cm(1pcs) 26x26x25 cm(1pcs)
Weight	4.400 gr(6pcs)	5.250gr(4pcs) 1.350gr(1 pcs)	1.800 gr(1pcs) 1.650 gr(1pcs)